

PRODUCT DESCRIPTION

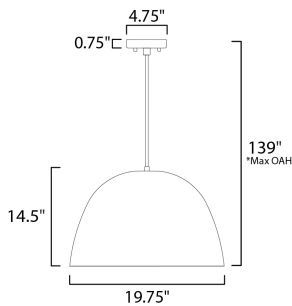
Spherical shaped pendants are constructed unibody design. A dramatic two-tone finish is available in your choice of Black/Satin Brass, Dark Gray/Coffee, or Satin Nickel/Black. The LED light source is concealed to reduce glare while providing ample light below.

MEASUREMENTS

DIMENSION : 19.75" L x 19.75" W x 14.5" H
 MAX OAH : 139" OAH
 CANOPY : 4.75" W x 0.75" H x 4.75" L
 HANGING WEIGHT : 6.2 lb




LAMPING

INPUT VOLTAGE : 120V
 LUMENS : 1,080 Rated (484 Del.)
 BULB : 1 x 12W LED PCB Integrated , 12W Total
 BULB INCLUDED : (Integrated)
 DIMMABLE : ELV
 CRI : 90 CRI
 COLOR_TEMP : 3000K



*max overall height

FINISHES OPTION

-  Dark Grey / Coffee (DGCOF)
-  Satin Brass / Coffee (SBRCOF)
-  Satin Nickel / Black (SNBK)

MATERIAL

Aluminum + Steel + Acrylic

RATINGS

cETLus
 Dry Location



ADDITIONAL

SLOPE: 70
 RATED LIFE 35000 Hours
 OPERATING TEMPERATURE:
 -20°C (-4°F), 40°C (104°F)

Always consult a qualified electrician before installing any lighting product.



WESTERN DISTRIBUTION CENTER (HEADQUARTER)
 253 NORTH VINELAND AVE | CITY OF INDUSTRY, CA 91746
 EASTERN DISTRIBUTION CENTER
 101 GARDNER PARK | PEACHTREE CITY, GA 30269
 P. 626.956.4200 | F. 626.956.4225 | maximlighting.com